

What is ProMedica OnDemand?

ProMedica OnDemand allows you to have a live video visit with a provider, through your phone, tablet, or computer, 24/7/365, to quickly access care for your common illnesses.

What value does it bring to you?

Having a provider at your fingertips 24/7/365 means convenient, cost effective, high quality care that can be used wherever you are. Prescriptions can be sent to the pharmacy of your choice and visits can be conducted for patients of any age. All visits are \$59 or less, depending on your insurance coverage.

How to sign up

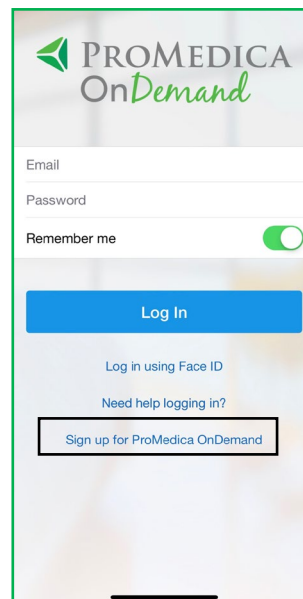
Step 1:

Go to the App store  or Google Play  and download the ProMedica OnDemand App 



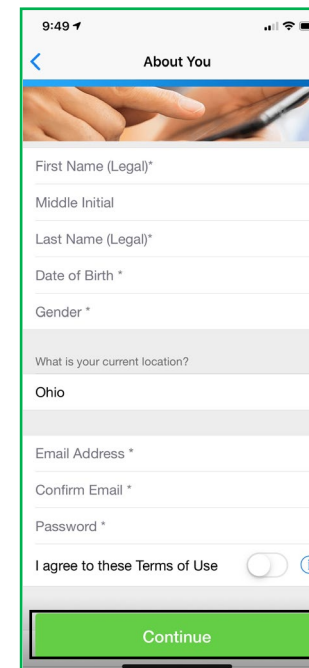
Step 2:

Once downloaded, click and open the OnDemand app, and click “Sign up for ProMedica OnDemand”.



Step 3:

Fill in the registration information, and agree to terms of us. When you scroll down, skip the optional information, and click continue.



Enter your email address.

Create your password

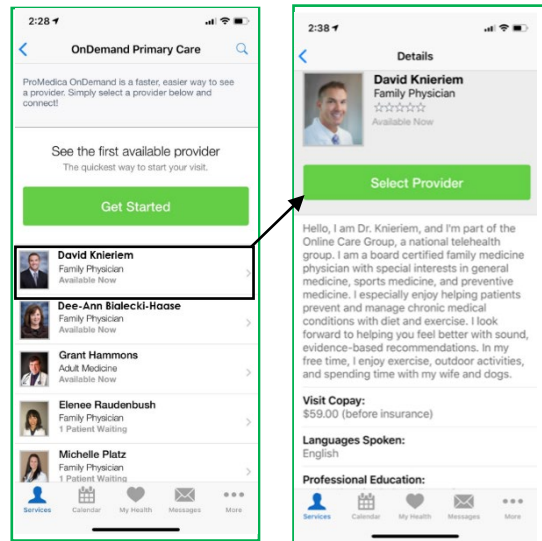
Agree to Terms of Use.

That's it! You have successfully signed up for ProMedica OnDemand.

How to Have a Visit

Step 1:

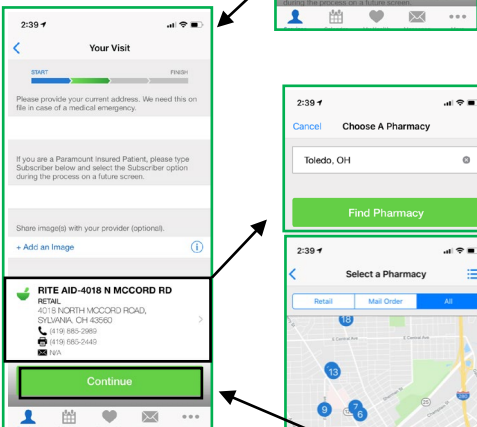
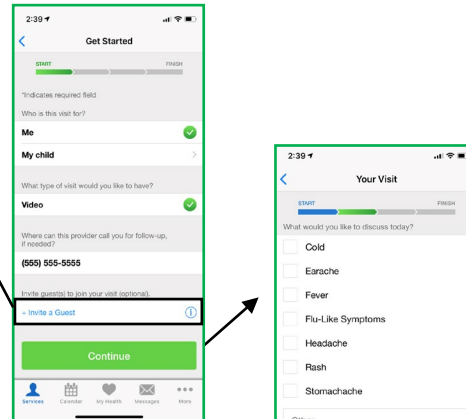
Log into the OnDemand App and find a provider that fits your needs.



Inviting a guest allows a three-way video visit to occur between you, the provider, and the person you invite.

Step 2:

Fill in your intake information.

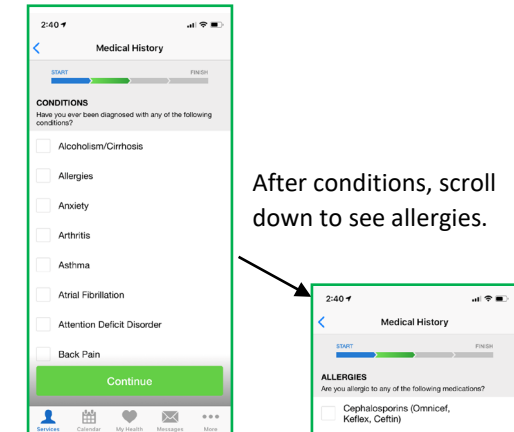


Choose your pharmacy.

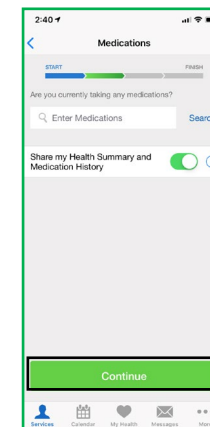
Enter your city.

Step 3:

Enter your conditions, allergies and current medications.

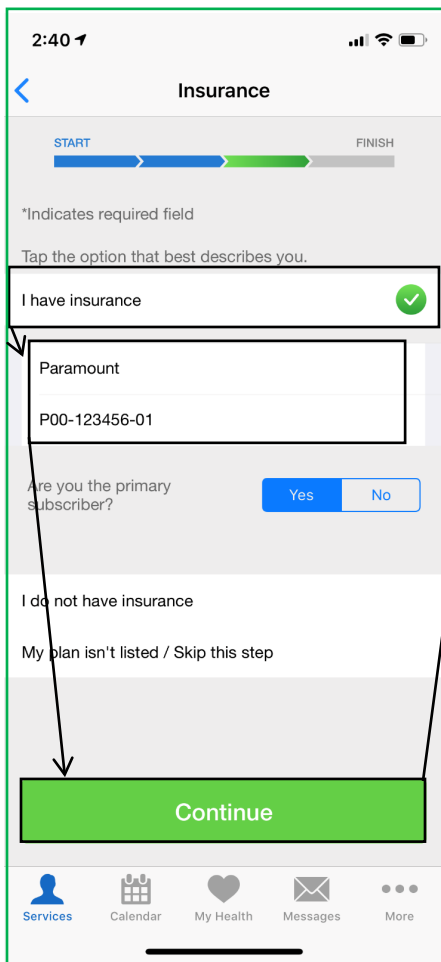


After conditions, scroll down to see allergies.



Step 4:

Enter your insurance information. You will need your insurance card to complete.



2:40

Insurance

START FINISH

*Indicates required field

Tap the option that best describes you.

I have insurance ☒

Paramount

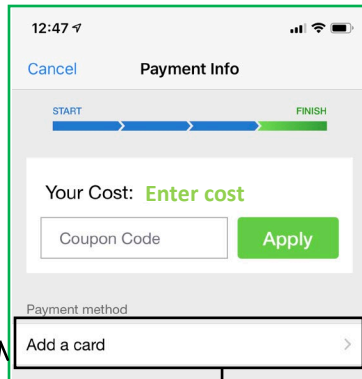
P00-123456-01

Are you the primary subscriber?

I do not have insurance

My plan isn't listed / Skip this step

Services Calendar My Health Messages More



12:47

Cancel Payment Info

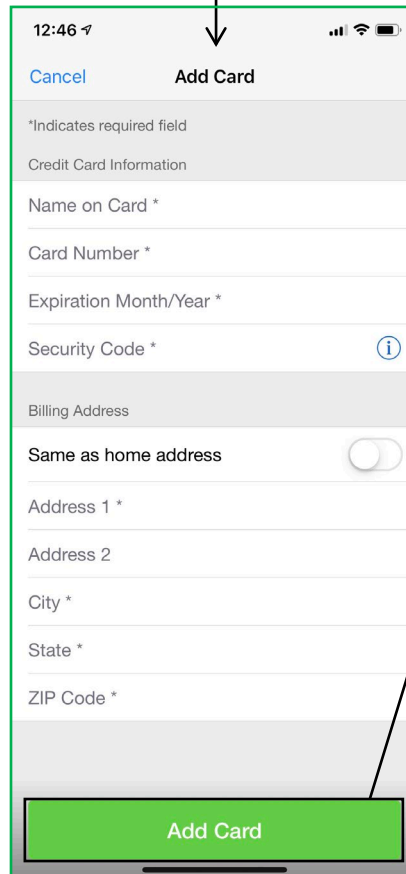
START FINISH

Your Cost: Enter cost

Coupon Code

Payment method

Add a card



12:46

Cancel Add Card


*Indicates required field

Credit Card Information

Name on Card *

Card Number *

Expiration Month/Year *

Security Code * 

Billing Address

Same as home address ☐

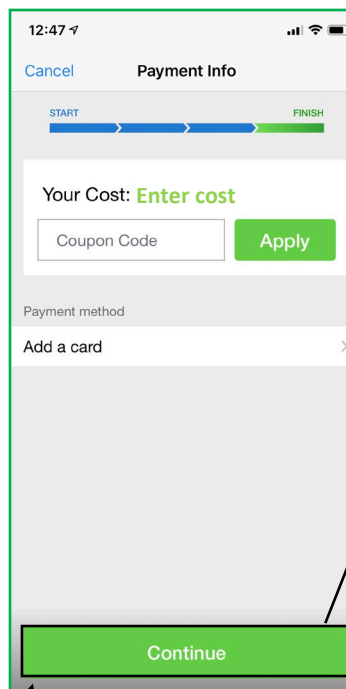
Address 1 *

Address 2

City *

State *

ZIP Code *



12:47

Cancel Payment Info

START FINISH

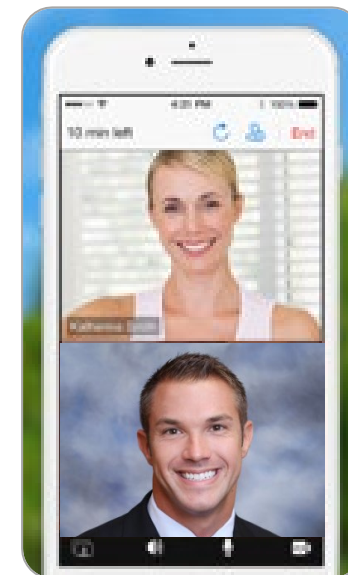
Your Cost: Enter cost

Coupon Code

Payment method

Add a card

Click "Continue" and be connected with a provider to have your visit.



After your visit is complete, you will receive a visit summary.